

## ❖ Deposit training

Depositing money in Otet Markets is based on US dollars, and you can top up your wallet through the following three cryptocurrencies:

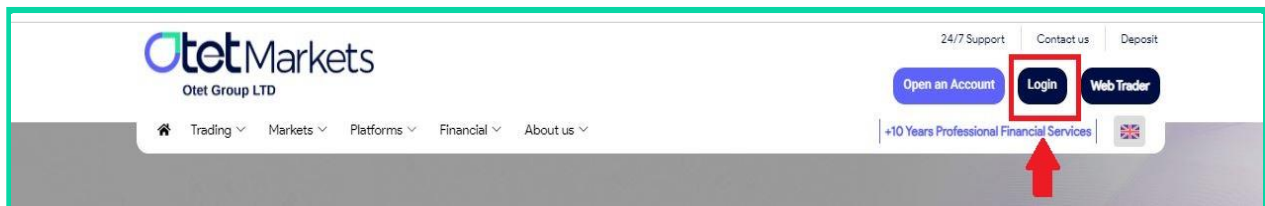
- USDT-TRX
- USDT-ETH
- BITCOIN

\* **Note:** We suggest using Tether digital currency on the Tron platform for faster transfer speed and lower fees.

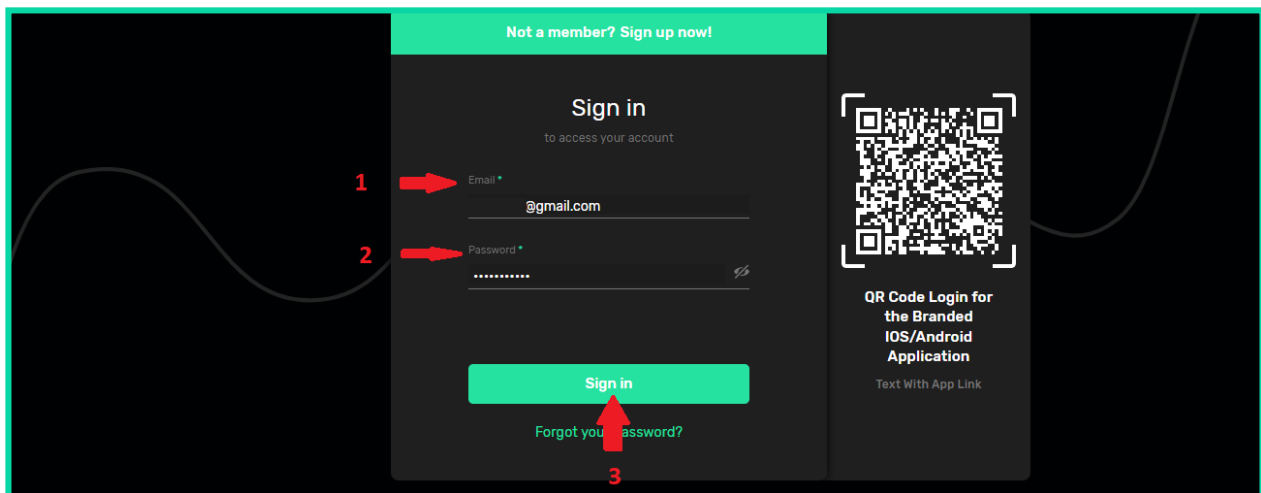
In Otet, authentication is not required for deposit, but KYC procedures must be completed for withdrawal.

To make a deposit, do the following steps in order:

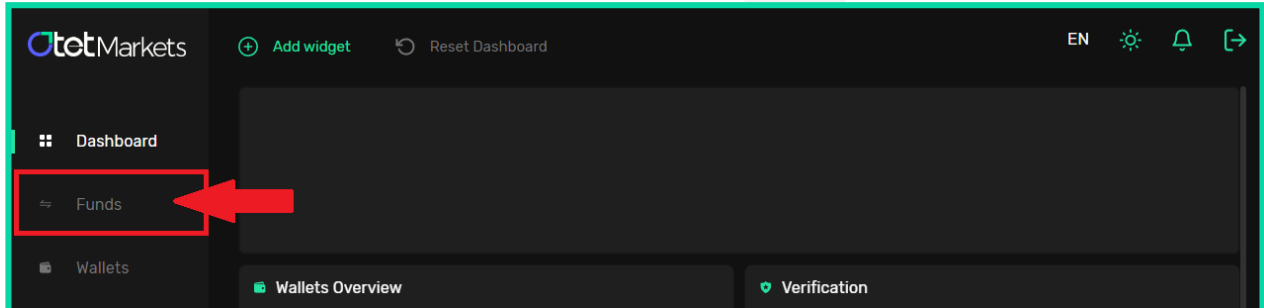
1. On the first page of the site ([www.OtetMarket.com](http://www.OtetMarket.com)), click on the "Login" option



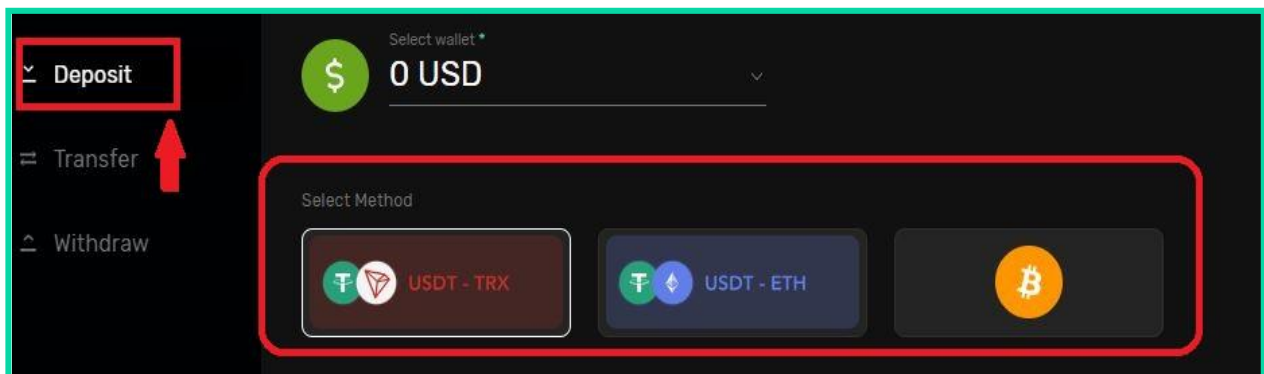
2. Enter your email and password on the account login page and press the sign-in button.



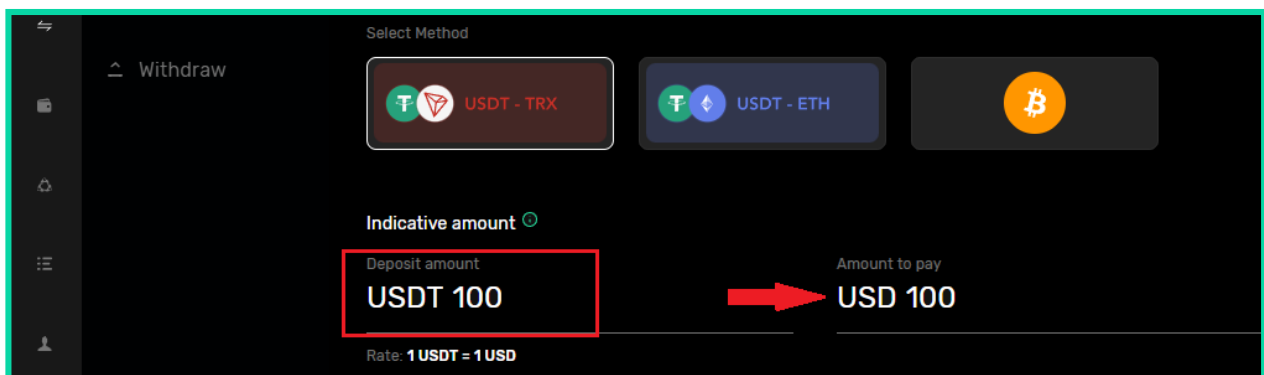
3. After logging in to the user account, click on funds from the left menu.



4. In the menu that opens, by clicking on the Deposit button, select your desired cryptocurrency and blockchain network.



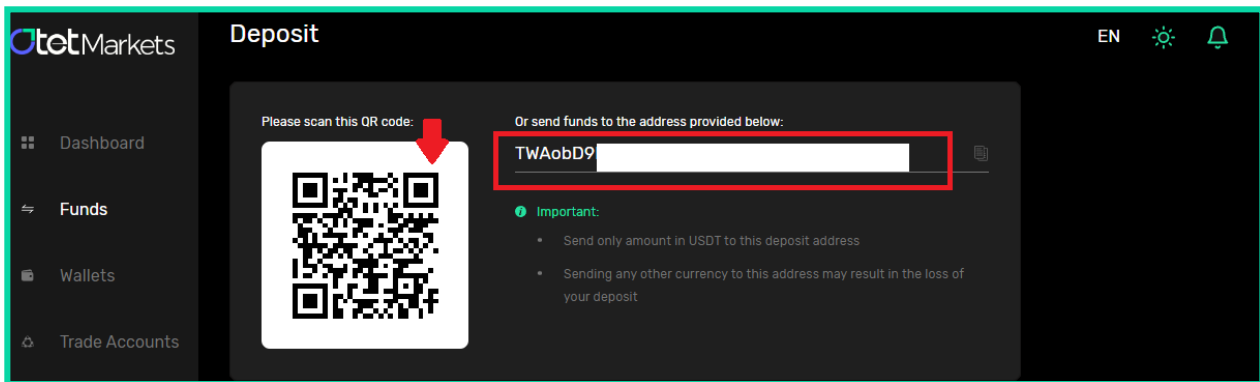
5. Write the deposit amount in the Deposit amount box. (In this case, the dollar equivalent of the deposited cryptocurrencies is displayed in the Amount to Pay section.)



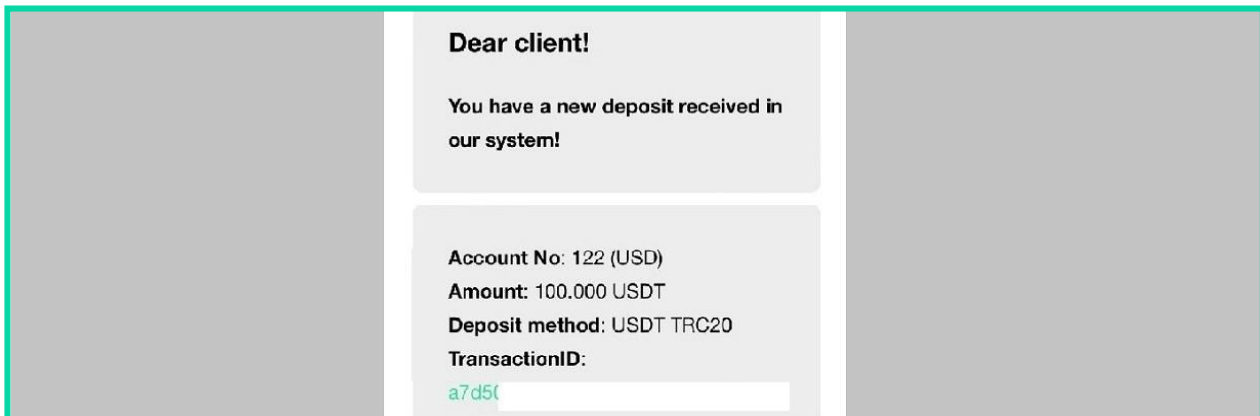
6. Before completing the payment process, checking the type of cryptocurrency and blockchain network in the Method section is better to ensure it is correct. After providing accurate information, click the Proceed button at the bottom of the page.



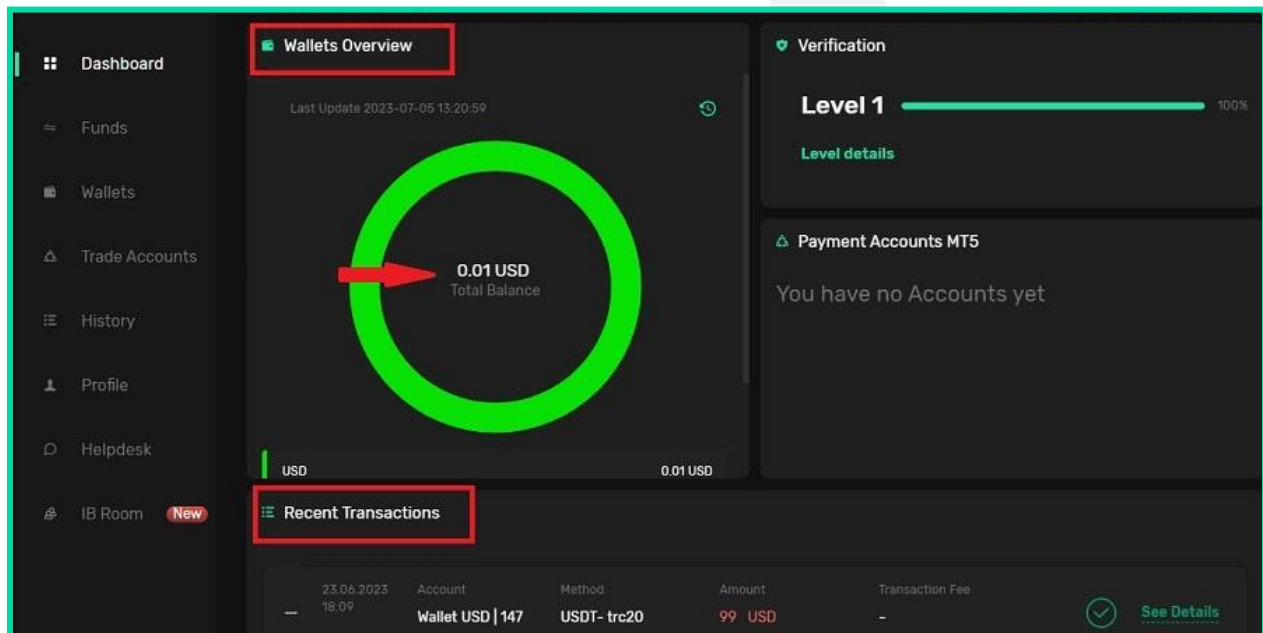
7. At this step, a new page containing the wallet address will open. This address is displayed as a code and a QR Code, which you can copy and paste into your digital wallet. Or, in your wallet application, scan the received QR Code from the receiving section to complete the deposit process.



8. At the same time, Otet will email you that the deposit process is successful.



9. After depositing or withdrawing, you can click on the dashboard option in the right menu to know the amount of your assets and see your account balance in dollars in the Wallets Overview box. The Recent Transactions section also displays the history of the latest transactions.



The transfer of money from a personal wallet to an Otet user account is done instantly. But if the money was deposited through exchanges or other methods, the transfer process may take a little bit of time; that this waiting time is not related to Otet brokerage and depends on the way of transfer of funds.

Otet markets brokerage support unit is ready to respond to dear customers 24 hours a day, seven days a week. If you face any challenges or want more information, you can contact our experts through the online chat at the bottom of the pages.

**“Thank you for choosing our brokerage for your transactions.”**

