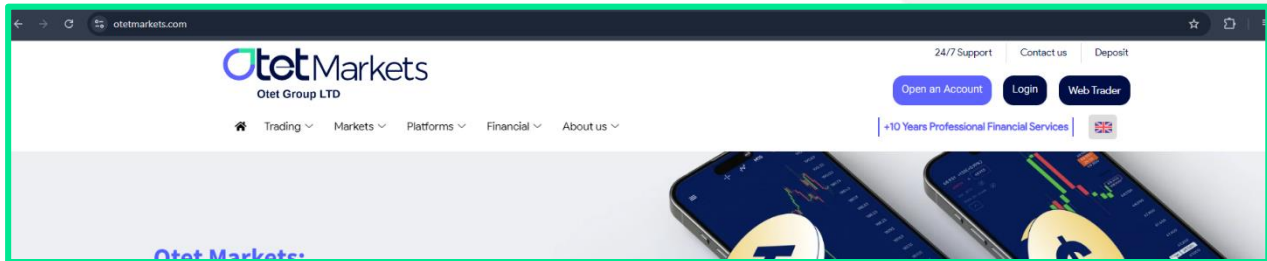


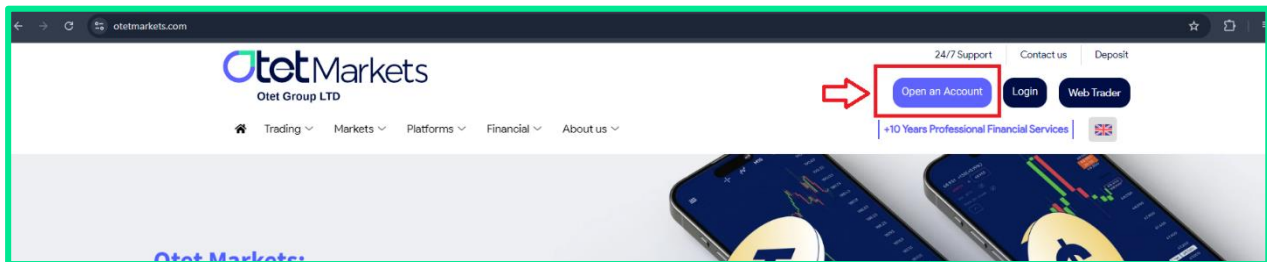
❖ Creating an account on Otet Markets (Sign up)

To create an account on Otet Markets brokerage, simply follow these steps:

1. To access the Otet Markets website, please enter www.OtetMarkets.com into your web browser's address bar, or simply click on the provided link.



2. After entering the website, click on the "Create an account" button located in the top right corner.



3. On the page that opens, enter the following information in order:

- (1) First name
- (2) Last name
- (3) Email address
- (4) Password to create an account
- (5) Country of residence
- (6) Phone number with country code

***Note:** Providing your mobile number in this section is mandatory. By entering your mobile number during the registration process, it will be easier for our support team to contact you in the future.

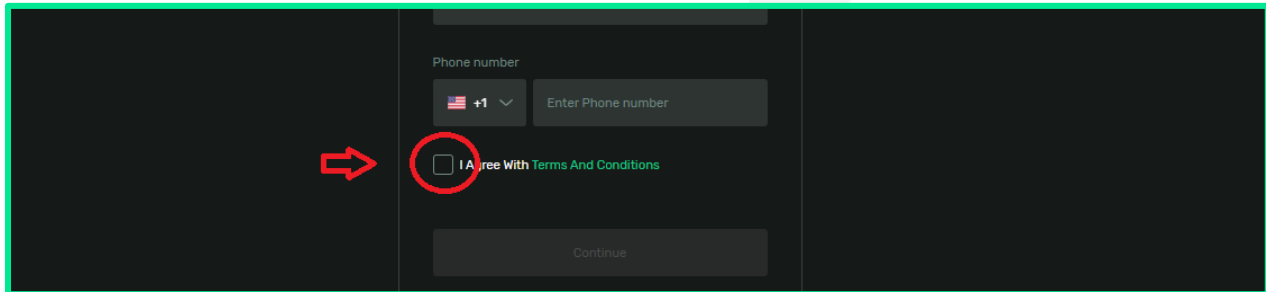
Please note: When registering, ensure that the personal information you provide matches your original identification documents exactly. (For example, avoid using nicknames, omitting prefixes or suffixes from your last name.) Inconsistent information will create challenges during the Know Your Customer (KYC) verification process.

The screenshot shows a registration form titled "Enter Account Details" with the following fields and steps:

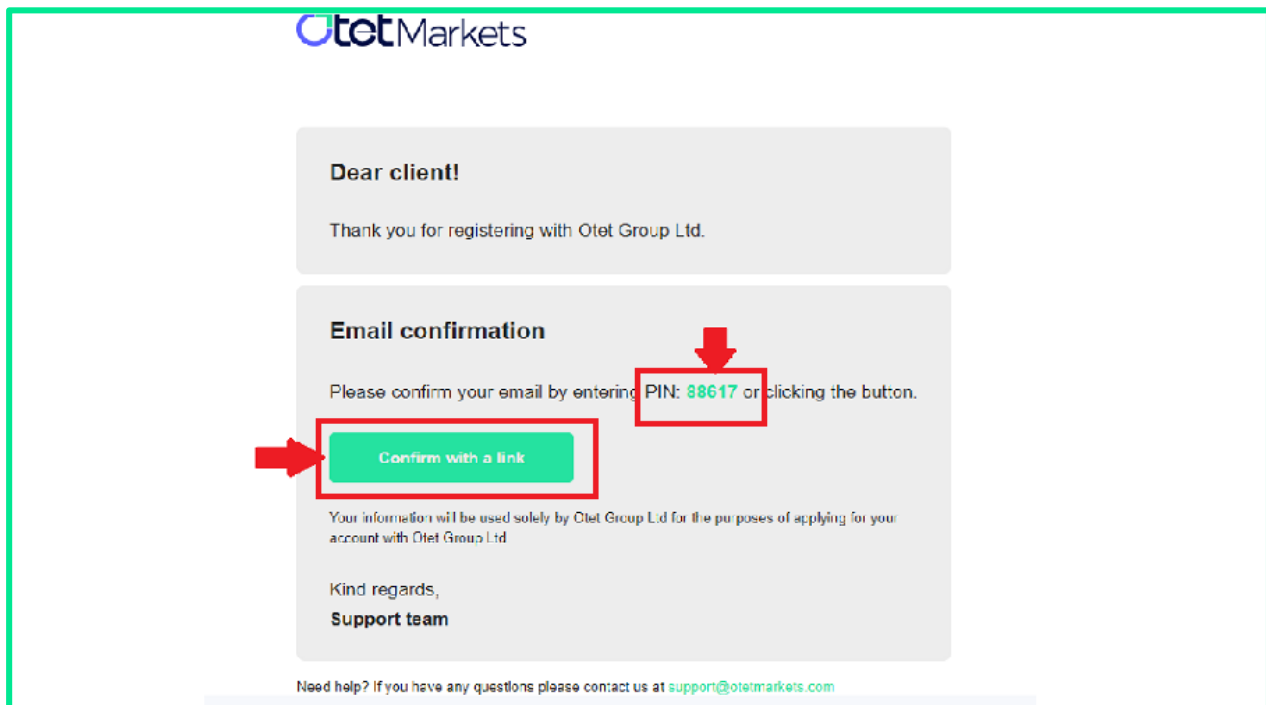
1. First Name (text input)
2. Last Name (text input)
3. Email (text input, with "Field is required" error message)
4. Enter Password (password input, with "Field is required" error message and password requirements: 8 symbols, 1 lower-case letter, 1 number, 1 special character, 1 upper-case letter)
5. Country (dropdown menu)
6. Phone number (country code dropdown and text input)

At the bottom of the form, there is a checkbox for "I Agree With Terms And Conditions" and a "Continue" button. A link "Have an account? Back To Sign In" is located at the bottom of the page.

4. In the final step of the registration process, you can review the Otet Markets terms and conditions. By checking the box, you agree to these terms and conditions and confirm your desire to create an account.

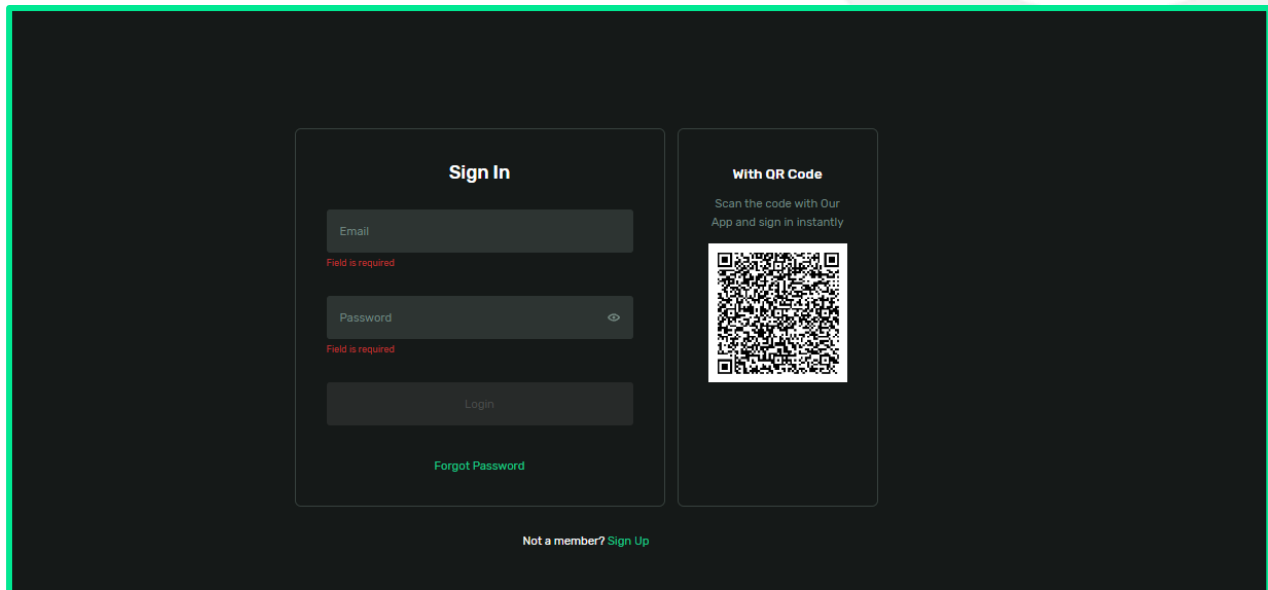


5. At this stage, you will receive an email containing a link and a code. You can complete your initial registration in two ways: Click on the "Confirm with a link" button, or enter the received PIN code into the corresponding box on the login page.



6. After this step, simply enter your email address and password on the login page to access your account.

Welcome to Otet Markets brokerage



By enabling "two-factor authentication," you can significantly enhance your account security at Otet. Detailed instructions can be found in our account security tutorial ([link to article](#)).

Otet Markets' brokerage support unit is ready to assist our valued customers 24/7. If you encounter any challenges or require further information, you can connect with our experts through the online chat available at the bottom of our pages.

“Thank you for entrusting your trades to our brokerage firm”

